

NFFS Excluded?

If you have an NFFS Exclusion, please click the "NFFS X" button, and enter your NFFS data.



Source of Income

2015 data 2016 data Revis

1. Amounts provided directly by federal government agencies	\$157,775	\$27,233
A. Grants for facilities and other capital purposes (PTFP and others)	\$151,016	\$20,713

Variance greater than 25%.

B. Department of Education	\$0	\$0
C. Department of Health and Human Services	\$0	\$0
D. National Endowment for the Arts and Humanities	\$0	\$0
E. National Science Foundation	\$0	\$0
F. Other Federal Funds (specify)	\$6,759	\$6,520

Description	Amount	Revision
Tower rent	\$4,920	\$
Underwriting	\$1,300	\$
Production	\$300	\$

2. Amounts provided by Public Broadcasting Entities	\$679,002	\$676,669
A. CPB - Community Service Grants	\$570,451	\$579,738
B. CPB - all other funds from CPB (e.g. DDF, RTL, Programming Grants)	\$87,312	\$86,818
C. PBS - all payments except copyright royalties and other pass-through payments. See Guidelines for details.	\$389	\$65

Variance greater than 25%.

D. NPR - all payments except pass-through payments. See Guidelines for details.	\$0	\$0
E. Public broadcasting stations - all payments	\$20,850	\$10,048

Variance greater than 25%.

F. Other PBE funds (specify)	\$0	\$0
------------------------------	-----	-----

3. Local boards and departments of education or other local government or agency sources	\$1,020	\$6,116
3.1 NFFS Eligible	\$1,020	\$6,116

Variance greater than 25%.

A. Program and production underwriting	\$0	\$0
B. Grants and contributions other than underwriting	\$1,020	\$6,116

Variance greater than 25%.

C. Appropriations from the licensee	\$0	\$0
D. Gifts and grants for facilities and equipment as restricted by the donor or received through a capital campaign (Radio only)	\$0	\$0

E. Gifts and grants received through a capital campaign but not for facilities and equipment	\$0	\$0
F. Other income eligible as NFFS (specify)	\$0	\$0
3.2 NFFS Ineligible	\$0	\$0
A. Rental income	\$0	\$0
B. Fees for services	\$0	\$0
C. Licensing fees (not royalties – see instructions for Line 15)	\$0	\$0
D. Gifts and grants for facilities and equipment as restricted by the donor or received through a capital campaign (TV only)	\$0	\$0
E. Other income ineligible for NFFS inclusion	\$0	\$0
4. State boards and departments of education or other state government or agency sources	\$12,000	\$13,247
4.1 NFFS Eligible	\$12,000	\$13,247
A. Program and production underwriting	\$0	\$0
B. Grants and contributions other than underwriting	\$12,000	\$13,247
C. Appropriations from the licensee	\$0	\$0
D. Gifts and grants for facilities and equipment as restricted by the donor or received through a capital campaign (Radio only)	\$0	\$0
E. Gifts and grants received through a capital campaign but not for facilities and equipment	\$0	\$0
F. Other income eligible as NFFS (specify)	\$0	\$0
4.2 NFFS Ineligible	\$0	\$0
A. Rental income	\$0	\$0
B. Fees for services	\$0	\$0
C. Licensing fees (not royalties – see instructions for Line 15)	\$0	\$0
D. Gifts and grants for facilities and equipment as restricted by the donor or received through a capital campaign (TV only)	\$0	\$0
E. Other income ineligible for NFFS inclusion	\$0	\$0
5. State colleges and universities	\$2,547	\$2,601
5.1 NFFS Eligible	\$0	\$0
A. Program and production underwriting	\$0	\$0
B. Grants and contributions other than underwriting	\$0	\$0
C. Appropriations from the licensee	\$0	\$0
D. Gifts and grants for facilities and equipment as restricted by the donor or received through a capital campaign (Radio only)	\$0	\$0
E. Gifts and grants received through a capital campaign but not for facilities and equipment	\$0	\$0
F. Other income eligible as NFFS (specify)	\$0	\$0
5.2 NFFS Ineligible	\$2,547	\$2,601
A. Rental income	\$1,947	\$1,994
B. Fees for services	\$0	\$0

C. Licensing fees (not royalties – see instructions for Line 15)	\$0	\$0
D. Gifts and grants for facilities and equipment as restricted by the donor or received through a capital campaign (TV only)	\$0	\$0
E. Other income ineligible for NFFS inclusion	\$600	\$607

Description	Amount	Revision
Power reimbursement	\$600	\$
Return check fee refund	\$7	\$



6. Other state-supported colleges and universities	\$0	\$0
6.1 NFFS Eligible	\$0	\$0
A. Program and production underwriting	\$0	\$0
B. Grants and contributions other than underwriting	\$0	\$0
C. Appropriations from the licensee	\$0	\$0
D. Gifts and grants for facilities and equipment as restricted by the donor or received through a capital campaign (Radio only)	\$0	\$0
E. Gifts and grants received through a capital campaign but not for facilities and equipment	\$0	\$0
F. Other income eligible as NFFS (specify)	\$0	\$0
6.2 NFFS Ineligible	\$0	\$0
A. Rental income	\$0	\$0
B. Fees for services	\$0	\$0
C. Licensing fees (not royalties – see instructions for Line 15)	\$0	\$0
D. Gifts and grants for facilities and equipment as restricted by the donor or received through a capital campaign (TV only)	\$0	\$0
E. Other income ineligible for NFFS inclusion	\$0	\$0
7. Private colleges and universities	\$0	\$0
7.1 NFFS Eligible	\$0	\$0
A. Program and production underwriting	\$0	\$0
B. Grants and contributions other than underwriting	\$0	\$0
C. Appropriations from the licensee	\$0	\$0
D. Gifts and grants for facilities and equipment as restricted by the donor or received through a capital campaign (Radio only)	\$0	\$0
E. Gifts and grants received through a capital campaign but not for facilities and equipment	\$0	\$0
F. Other income eligible as NFFS (specify)	\$0	\$0
7.2 NFFS Ineligible	\$0	\$0
A. Rental income	\$0	\$0
B. Fees for services	\$0	\$0
C. Licensing fees (not royalties – see instructions for Line 15)	\$0	\$0
D. Gifts and grants for facilities and equipment as restricted by the donor or received through a capital campaign (TV only)	\$0	\$0
E. Other income ineligible for NFFS inclusion	\$0	\$0
8. Foundations and nonprofit associations	\$34,624	\$33,861


8.1 NFFS Eligible	\$27,675	\$14,323
Variance greater than 25%.		
A. Program and production underwriting	\$2,700	\$10,400
Variance greater than 25%.		
B. Grants and contributions other than underwriting	\$24,975	\$3,923
Variance greater than 25%.		
C. Gifts and grants for facilities and equipment as restricted by the donor or received through a capital campaign (Radio only)	\$0	\$0
D. Gifts and grants received through a capital campaign but not for facilities and equipment	\$0	\$0
E. Other income eligible as NFFS (specify)	\$0	\$0
8.2 NFFS Ineligible	\$6,949	\$19,538

Variance greater than 25%.

A. Rental income	\$0	\$11,008
B. Fees for services	\$0	\$0
C. Licensing fees (not royalties – see instructions for Line 15)	\$0	\$0
D. Gifts and grants for facilities and equipment as restricted by the donor or received through a capital campaign (TV only)	\$0	\$0
E. Other income ineligible for NFFS inclusion	\$6,949	\$8,530
Description	Amount	Revision
Power reimbursement	\$8,080	\$
Production Redwood Coast Music Festival	\$450	\$

9. Business and Industry	\$380,759	\$367,665
9.1 NFFS Eligible	\$123,455	\$117,985
A. Program and production underwriting	\$122,233	\$116,657
B. Grants and contributions other than underwriting	\$1,222	\$1,328
C. Gifts and grants for facilities and equipment as restricted by the donor or received through a capital campaign (Radio only)	\$0	\$0
D. Gifts and grants received through a capital campaign but not for facilities and equipment	\$0	\$0
E. Other income eligible as NFFS (specify)	\$0	\$0
9.2 NFFS Ineligible	\$257,304	\$249,680
A. Rental income	\$167,834	\$164,597
B. Fees for services	\$0	\$0
C. Licensing fees (not royalties – see instructions for Line 15)	\$0	\$0
D. Gifts and grants for facilities and equipment as restricted by the donor or received through a capital campaign (TV only)	\$0	\$0
E. Other income ineligible for NFFS inclusion	\$89,470	\$85,083
Description	Amount	Revision
Power reimbursement	\$85,083	\$

10. Memberships and subscriptions (net of membership bad debt expense)	\$278,860	\$317,625	
10.1 NFFS Exclusion – Fair market value of premiums that are not of insubstantial value	\$0	\$25,241	
10.2 NFFS Exclusion – Membership bad debt expense (unless netted from the total in Line 10)	\$0	\$3,678	
	2015 data	2016 data	
10.3 Total number of contributors.	3,000	2,881	
11. Revenue from Friends groups less any revenue included on line 10	\$0	\$0	
	2015 data	2016 data	
11.1 Total number of Friends contributors.	0	0	
12. Subsidiaries and other activities unrelated to public broadcasting (See instructions)	\$0	\$0	
A. Nonprofit subsidiaries involved in telecommunications activities	\$0	\$0	
B. NFFS Ineligible – Nonprofit subsidiaries not involved in telecommunications activities	\$0	\$0	
C. NFFS Ineligible – For-profit subsidiaries regardless of the nature of its activities	\$0	\$0	
D. NFFS Ineligible – Other activities unrelated to public broadcasting	\$0	\$0	
Form of Revenue	2015 data	2016 data	Revis
13. Auction revenue (see instructions for Line 13)	\$69,860	\$92,054	
A. Gross auction revenue	\$73,539	\$97,171	
Variance greater than 25%.			
B. Direct auction expenses	\$3,679	\$5,117	
Variance greater than 25%.			
14. Special fundraising activities (see instructions for Line 14)	\$65,005	\$36,365	
A. Gross special fundraising revenues	\$75,644	\$48,109	
Variance greater than 25%.			
B. Direct special fundraising expenses	\$10,639	\$11,744	
15. Passive income	\$16,625	\$8,281	
A. Interest and dividends (other than on endowment funds)	\$6,160	\$7,955	
Variance greater than 25%.			
B. Royalties	\$0	\$0	
C. PBS or NPR pass-through copyright royalties	\$10,465	\$326	
Variance greater than 25%.			
16. Gains and losses on investments, charitable trusts and gift annuities and sale of other assets (other than endowment funds)	\$6	\$3,605	
A. Gains from sales of property and equipment (do not report losses)	\$0	\$0	
B. Realized gains/losses on investments (other than endowment funds)	\$6	\$3,605	
Variance greater than 25%.			

C. Unrealized gains/losses on investments and actuarial gains/losses on charitable trusts and gift annuities (other than endowment funds)		\$0	\$0
17. Endowment revenue		\$0	\$0
A. Contributions to endowment principal		\$0	\$0
B. Interest and dividends on endowment funds		\$0	\$0
C. Realized net investment gains and losses on endowment funds (if this is a negative amount, add a hyphen, e.g., "-1,765")		\$0	\$0
D. Unrealized net investment gains and losses on endowment funds (if this is a negative amount, add a hyphen, e.g., "-1,765")		\$0	\$0
18. Capital fund contributions from individuals (see instructions)		\$0	\$0
A. Facilities and equipment (except funds received from federal or public broadcasting sources)		\$0	\$0
B. Other		\$0	\$0
19. Gifts and bequests from major individual donors		\$32,725	\$51,250
	2015 data	2016 data	
19.1 Total number of major individual donors	9	14	

Variance greater than 25%.

20. Other Direct Revenue		\$3,049	\$3,696
--------------------------	--	---------	---------

Description	Amount	Revision
Tape Sales	\$1,079	\$
Exclusion Description	Amount	Revision
Sale or rental of program transcripts or recording for other than public performance including private use	\$1,079	\$
Refunds	\$2,617	\$
Exclusion Description	Amount	Revision
Refunds, rebates, reimbursements and insurance proceeds	\$2,617	\$

21. Total Revenue (Sum of lines 1 through 12, 13.A, 14.A, and 15 through 20)		\$1,748,175	\$1,657,129
--	--	-------------	-------------

[Click here to view all NFFS Eligible revenue on Lines 3 through 9.](#)

[Click here to view all NFFS Ineligible revenue on Lines 3 through 9.](#)

Adjustments to Revenue

	2015 data	2016 data	Revis
22. Federal revenue from line 1.	\$157,775	\$27,233	

Variance greater than 25%.

23. Public broadcasting revenue from line 2.		\$679,002	\$676,669
24. Capital funds exclusion—TV (3.2D, 4.2D, 5.2D, 6.2D, 7.2D, 8.2D, 9.2D, 18A)		\$0	\$0
25. Revenue on line 20 not meeting the source, form, purpose, or recipient criteria		\$2,988	\$3,696
26. Other automatic subtractions from total revenue		\$281,124	\$321,204
A. Auction expenses – limited to the lesser of lines 13a or 13b		\$3,679	\$5,117

Variance greater than 25%.

B. Special fundraising event expenses – limited to the lesser of lines 14a or 14b	\$10,639	\$11,744
C. Gains from sales of property and equipment – line 16a	\$0	\$0
D. Realized gains/losses on investments (other than endowment funds) – line 16b	\$6	\$3,605

Variance greater than 25%.

E. Unrealized investment and actuarial gains/losses (other than endowment funds) – line 16c	\$0	\$0
F. Realized and unrealized net investment gains/losses on endowment funds – line 17c, line 17d	\$0	\$0
G. Rental income (3.2A, 4.2A, 5.2A, 6.2A, 7.2A, 8.2A, 9.2A)	\$169,781	\$177,599
H. Fees for services (3.2B, 4.2B, 5.2B, 6.2B, 7.2B, 8.2B, 9.2B)	\$0	\$0
I. Licensing Fees (3.2C, 4.2C, 5.2C, 6.2C, 7.2C, 8.2C, 9.2C)	\$0	\$0
J. Other revenue ineligible as NFFS (3.2E, 4.2E, 5.2E, 6.2E, 7.2E, 8.2E, 9.2E)	\$97,019	\$94,220
K. FMV of high-end premiums (Line 10.1)	\$0	\$25,241
L. Membership bad debt expense (Line 10.2)	\$0	\$3,678
M. Revenue from subsidiaries and other activities ineligible as NFFS (12.B, 12.C, 12.D)	\$0	\$0
27. Total Direct Nonfederal Financial Support (Line 21 less Lines 22 through 26). (Forwards to line 1 of the Summary of Nonfederal Financial Support)	\$627,286	\$628,327


Comments

Comment	Name	Date	Status
Schedule B WorkSheet KEET-TV (1711) Eureka, CA			

Comments

Comment	Name	Date	Status
Occupancy List KEET-TV (1711) Eureka, CA			

Type of Occupancy	Location	Value
Schedule B Totals	KEET-TV (1711) Eureka, CA	

	2015 data	2016 data
1. Total support activity benefiting station	\$	\$0
2. Occupancy value		\$0
3. Deductions: Fees paid to the licensee for overhead recovery, assessment, etc.	\$	\$0
4. Deductions: Support shown on lines 1 and 2 in excess of revenue reported in financial statements.	\$	\$0
5. Total Indirect Administrative Support (Forwards to Line 2 of the Summary of Nonfederal Financial Support)	\$	\$0
6. Please enter an institutional type code for your licensee.		

Comments

Comment	Name	Date	Status
---------	------	------	--------

**Schedule C
KEET-TV (1711)
Eureka, CA**

	2015 data	Donor Code	2016 data	Revision
1. PROFESSIONAL SERVICES (must be eligible as NFFS)	\$18,175		\$428	\$
A. Legal	BS \$18,175	BS	\$428	\$
B. Accounting and/or auditing	\$0		\$0	\$
C. Engineering	\$0		\$0	\$
D. Other professionals (see specific line item instructions in Guidelines before completing)	BS \$0		\$0	\$
Variance greater than 25%.				
2. GENERAL OPERATIONAL SERVICES (must be eligible as NFFS)	\$20,452		\$11,038	\$
A. Annual rental value of space (studios, offices, or tower facilities)	BS \$9,000	BS	\$9,000	\$
B. Annual value of land used for locating a station-owned transmission tower	\$0		\$0	\$
C. Station operating expenses	BS \$11,452	BS	\$2,038	\$
D. Other (see specific line item instructions in Guidelines before completing)	\$0		\$0	\$
3. OTHER SERVICES (must be eligible as NFFS)	\$20,996		\$5,899	\$
A. ITV or educational radio	\$0		\$0	\$
B. State public broadcasting agencies (APBC, FL-DOE, eTech Ohio)	\$0		\$0	\$
C. Local advertising	BS \$20,996	BS	\$5,899	\$
D. National advertising	\$0		\$0	\$
4. Total in-kind contributions - services and other assets eligible as NFFS (sum of lines 1 through 3), forwards to Line 3a. of the Summary of Nonfederal Financial Support	\$59,623		\$17,365	\$
Variance greater than 25%.				
5. IN-KIND CONTRIBUTIONS INELIGIBLE AS NFFS	\$0		\$8,170	\$
A. Compact discs, records, tapes and cassettes	\$0		\$0	\$
B. Exchange transactions	\$0		\$0	\$
C. Federal or public broadcasting sources	\$0		\$0	\$
D. Fundraising related activities	\$0		\$0	\$
E. ITV or educational radio outside the allowable scope of approved activities	\$0		\$0	\$
F. Local productions	\$0	BS	\$8,170	\$
G. Program supplements	\$0		\$0	\$
H. Programs that are nationally distributed	\$0		\$0	\$
I. Promotional items	\$0		\$0	\$
J. Regional organization allocations of program services	\$0		\$0	\$
K. State PB agency allocations other than those allowed on line 3(b)	\$0		\$0	\$

	2015 data	<u>Donor Code</u>	2016 data	Revision
L. Services that would not need to be purchased if not donated	\$0		\$0	\$
M. Other	\$0		\$0	\$
6. Total in-kind contributions - services and other assets (line 4 plus line 5), forwards to Schedule F, line 1c. Must agree with in-kind contributions recognized as revenue in the AFS.	\$59,623		\$25,535	\$

Variance greater than 25%.

Comments

Comment	Name	Date	Status
---------	------	------	--------

**Schedule D
KEET-TV (1711)
Eureka, CA**

	2015 data	<u>Donor Code</u>	2016 data	Revision
1. Land (must be eligible as NFFS)	\$0		\$0	\$
2. Building (must be eligible as NFFS)	\$0		\$0	\$
3. Equipment (must be eligible as NFFS)	BS \$0		\$0	\$
Variance greater than 25%.				
4. Vehicle(s) (must be eligible as NFFS)	\$0		\$0	\$
5. Other (specify) (must be eligible as NFFS)	\$0		\$0	\$
6. Total in-kind contributions - property and equipment eligible as NFFS (sum of lines 1 through 5), forwards to Line 3b. of the Summary of Nonfederal Financial Support	\$0		\$0	\$
7. IN-KIND CONTRIBUTIONS INELIGIBLE AS NFFS	\$2,648		\$0	\$
a) Exchange transactions	\$0		\$0	\$
b) Federal or public broadcasting sources	\$0		\$0	\$
c) TV only—property and equipment that includes new facilities (land and structures), expansion of existing facilities and acquisition of new equipment	BS \$2,648		\$0	\$
Variance greater than 25%.				
d) Other (specify)	\$0		\$0	\$
8. Total in-kind contributions - property and equipment (line 6 plus line 7), forwards to Schedule F, line 1d. Must agree with in-kind contributions recognized as revenue in the AFS.	\$2,648		\$0	\$

Variance greater than 25%.

Comments

Comment	Name	Date	Status
---------	------	------	--------

**Schedule E
KEET-TV (1711)
Eureka, CA**

EXPENSES
(Operating and non-operating)

PROGRAM SERVICES	2015 data	2016 data	Revision
-------------------------	-----------	-----------	----------

PROGRAM SERVICES		2015 data	2016 data	Revision
+	1. Programming and production	\$687,199	\$648,351	\$
	A. TV CSG	\$360,533	\$374,379	\$
	B. TV Interconnection	\$10,320	\$7,401	\$
	C. Other CPB Funds	\$27,115	\$25,118	\$
	D. All non-CPB Funds	\$289,231	\$241,453	\$
+	2. Broadcasting and engineering	\$530,667	\$450,825	\$
	A. TV CSG	\$71,217	\$8,958	\$
	B. TV Interconnection	\$0	\$0	\$
	C. Other CPB Funds	\$0	\$0	\$
	D. All non-CPB Funds	\$459,450	\$441,867	\$
+	3. Program information and promotion	\$89,109	\$60,362	\$
	A. TV CSG	\$0	\$0	\$
	B. TV Interconnection	\$0	\$0	\$
	C. Other CPB Funds	\$18,420	\$23,955	\$
	D. All non-CPB Funds	\$70,689	\$36,407	\$
SUPPORT SERVICES		2015 data	2016 data	Revision
+	4. Management and general	\$282,872	\$462,941	\$
	A. TV CSG	\$63,816	\$117,032	\$
	B. TV Interconnection	\$0	\$0	\$
	C. Other CPB Funds	\$31,457	\$30,344	\$
	D. All non-CPB Funds	\$187,599	\$315,565	\$
+	5. Fund raising and membership development	\$217,450	\$202,896	\$
	A. TV CSG	\$74,885	\$79,369	\$
	B. TV Interconnection	\$0	\$0	\$
	C. Other CPB Funds	\$0	\$0	\$
	D. All non-CPB Funds	\$142,565	\$123,527	\$
+	6. Underwriting and grant solicitation	\$0	\$0	\$
	A. TV CSG	\$0	\$0	\$
	B. TV Interconnection	\$0	\$0	\$
	C. Other CPB Funds	\$0	\$0	\$
	D. All non-CPB Funds	\$0	\$0	\$
+	7. Depreciation and amortization (if not allocated to functional categories in lines 1 through 6)	\$0	\$0	\$
	A. TV CSG	\$0	\$0	\$
	B. TV Interconnection	\$0	\$0	\$
	C. Other CPB Funds	\$0	\$0	\$
	D. All non-CPB Funds	\$0	\$0	\$
+	8. Total Expenses (sum of lines 1 to 7) must	\$1,807,297	\$1,825,375	\$

PROGRAM SERVICES	2015 data	2016 data	Revision
agree with audited financial statements			
A. Total TV CSG (sum of Lines 1.A, 2.A, 3.A, 4.A, 5.A, 6.A, 7.A)	\$570,451	\$579,738	\$
B. Total TV Interconnection (sum of Lines 1.B, 2.B, 3.B, 4.B, 5.B, 6.B, 7.B)	\$10,320	\$7,401	\$
C. Total Other CPB Funds (sum of Lines 1.C, 2.C, 3.C, 4.C, 5.C, 6.C, 7.C)	\$76,992	\$79,417	\$
D. Total All non-CPB Funds (sum of Lines 1.D, 2.D, 3.D, 4.D, 5.D, 6.D, 7.D)	\$1,149,534	\$1,158,819	\$

INVESTMENT IN CAPITAL ASSETS			
Cost of capital assets purchased or donated			
	2015 data	2016 data	Revision
9. Total capital assets purchased or donated	\$173,810	\$56,311	\$
9a. Land and buildings	\$0	\$0	\$
9b. Equipment	\$173,810	\$16,696	\$
9c. All other	\$0	\$39,615	\$
10. Total expenses and investment in capital assets (Sum of lines 8 and 9)	\$1,981,107	\$1,881,686	\$

Additional Information			
(Lines 11 + 12 must equal line 8 and Lines 13 + 14 must equal line 9)			
	2015 data	2016 data	Revision
11. Total expenses (direct only)	\$1,745,026	\$1,799,841	\$
12. Total expenses (indirect and in-kind)	\$62,271	\$25,534	\$
13. Investment in capital assets (direct only)	\$173,810	\$56,311	\$
14. Investment in capital assets (indirect and in-kind)	\$0	\$0	\$

Comments

Comment	Name	Date	Status
Schedule F KEET-TV (1711) Eureka, CA			

	2016 data	Revision
1. Data from AFR		
a. Schedule A, Line 21	\$1,657,129	\$
b. Schedule B, Line 5	\$0	\$
c. Schedule C, Line 6	\$25,535	\$
d. Schedule D, Line 8	\$0	\$
e. Total from AFR	\$1,682,664	\$1,682,66

Choose Reporting Model

You **must** choose one of the three reporting models in order to complete Schedule F. After making your selection, click the "C" below, which will display your reporting model. When changing to a different reporting model all data entered in the current report will be lost.

- FASB
 GASB Model A proprietary enterprise-fund financial statements with business-type activities only
 GASB Model B public broadcasting entity-wide statements with mixed governmental and business-type activities

	2016 data	Rev
2. FASB		

a. Total support and revenue - unrestricted	\$1,682,664	\$1,682,
b. Total support and revenue - temporarily restricted	\$0	
c. Total support and revenue - permanently restricted	\$0	
d. Total from AFS, lines 2a-2c	\$1,682,664	\$1,682,

Reconciliation

	2016 data	Rev
3. Difference (line 1 minus line 2)	\$0	
4. If the amount on line 3 is not equal to \$0, click the "Add" button and list the reconciling items.	\$0	

Comments

Comment	Name	Date	Status
---------	------	------	--------

